

Phone: 713-677-0928  
 Toll Free: 877-797-5983  
 Fax: 713-490-3223

Email: [Info@skytekimaging.com](mailto:Info@skytekimaging.com)



# REGULAR ROOF REPORT

Order/Claim Number:

## Client Information

## Property Information

Customer Information:

Location Map : <https://goo.gl/GxtAvA>

## Summary of Lengths, Areas and Pitches Table

<b>Total Area (Sqft)</b>	<b>5170</b>	<b>Pitched Planes (Sqft)</b>	<b>5170</b>
<b>Primary Pitch</b>	6:12, 12:12, 14:12	<b>Flat Planes (Sqft)</b>	0
<b>Ridges (ft)</b>	107	<b>Valleys (ft)</b>	168
<b>Hips (ft)</b>	274	<b>Rakes + Eaves (ft)</b>	383
<b>Rakes (ft)</b>	122	<b>Step Flashing (ft)</b>	61
<b>Eaves (ft)</b>	263	<b>Total Skylights</b>	2
<b>Apron Flashing (ft)</b>	56	<b>Total Chimneys</b>	1
<b>Solar Panels</b>	0	<b>Ground Floor Perimeter</b>	299

## Pitches Table (Pitch By Area)

Pitch/Slope	Area
6:12	78
12:12	4884
14:12	208
<b>Total</b>	<b>5170</b>

Area (SqFt)

Notes: All Measurements are rounded up to the nearest Square foot/ Linear foot where appropriate.







# Oblique Photos



North Side View



South Side View

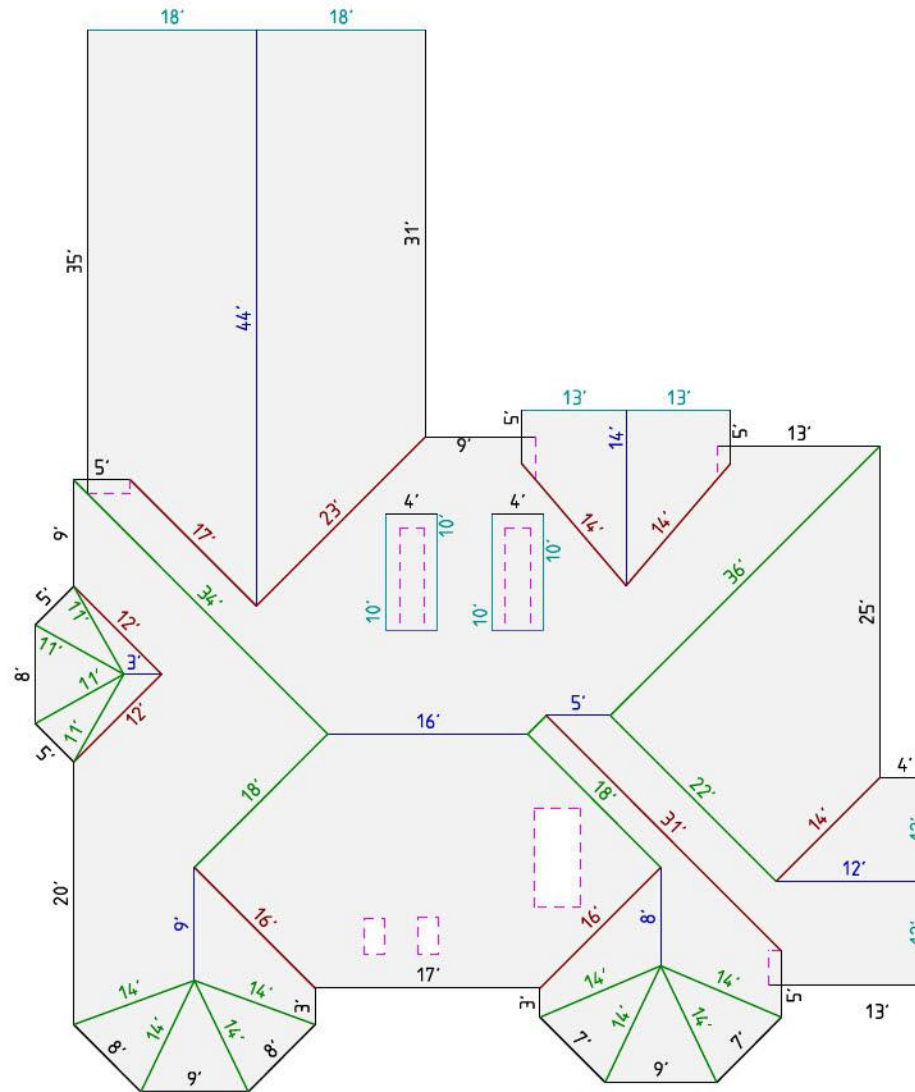


East Side View



West Side View

# Lengths Diagram



## Legend

Eaves = 263 ft

Rakes = 122 ft

Ridges = 107 ft

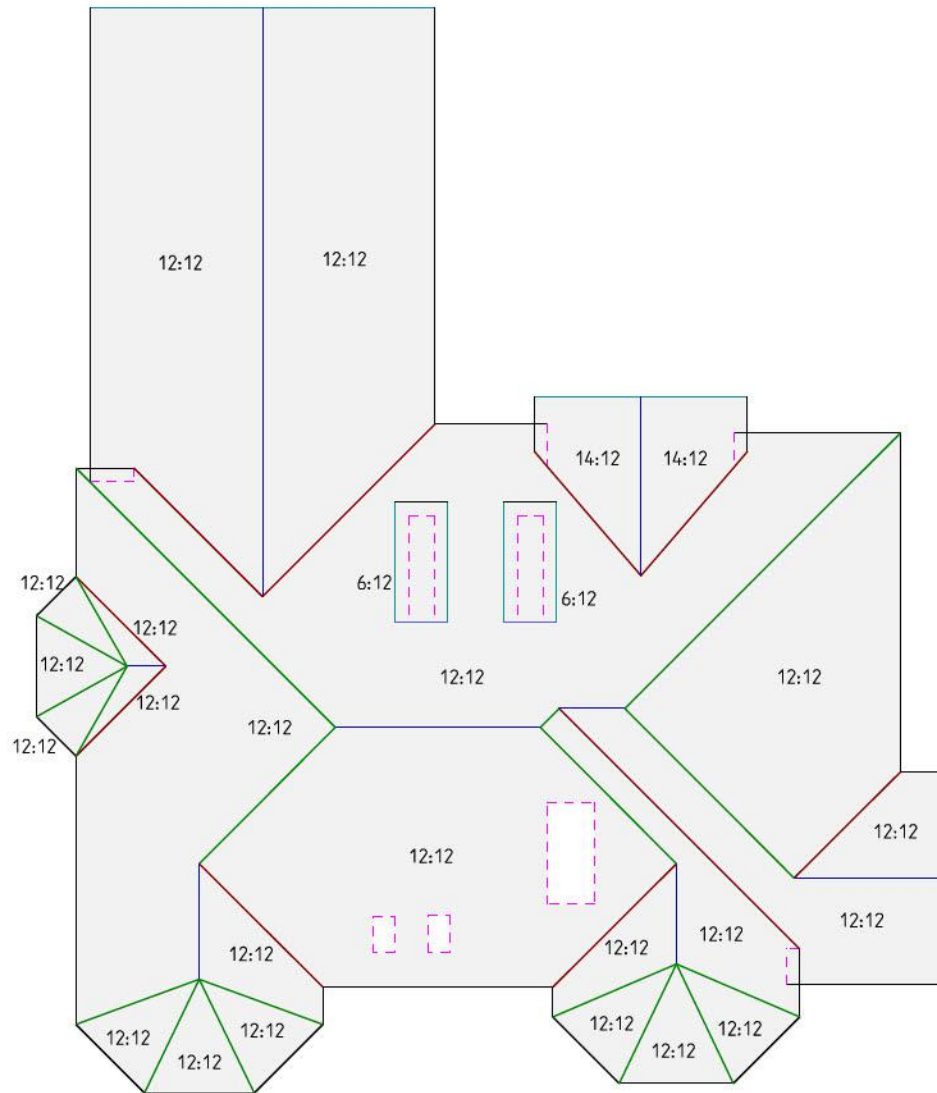
Hips = 274 ft

Valleys = 168 ft

Apron Flashing = 56 ft

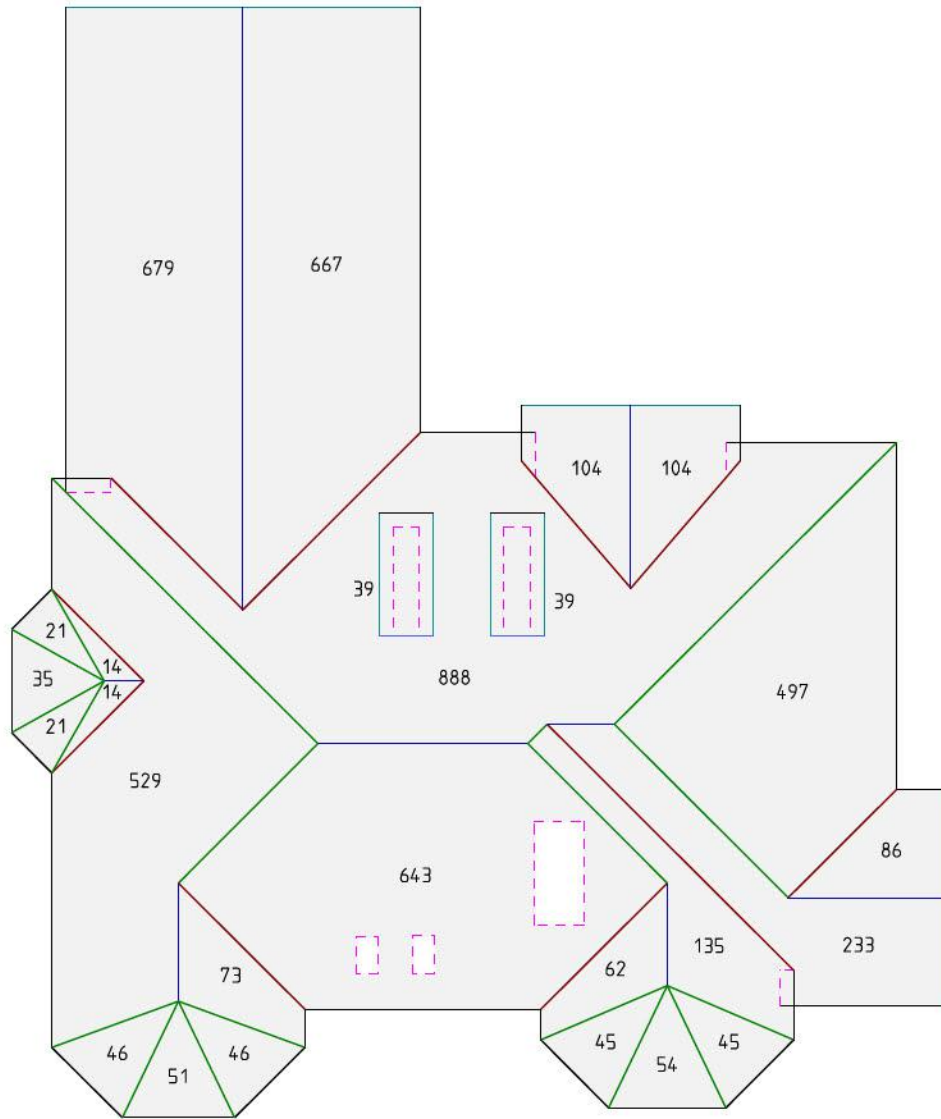
Step Flashing = 61 ft

# Roof Pitches Diagram



(Pitch By Area)		Area (SqFt)
Pitch/Slope	Area	
6:12	78	
12:12	4884	
14:12	208	
<b>Total</b>	<b>5170</b>	

# Roof Areas Diagram





# Waste Calculations

**Waste Factor Calculation** for 5170 SqFt (51.70) Sq (SqFt) =Square Feet, (Sq) = Squares

5%	10%	12%	15%	18%	20%	25%
5429 SqFt	5687 SqFt	5790 SqFt	5946 SqFt	6101 SqFt	6204 SqFt	6463 SqFt
54.29 Sq	56.87 Sq	57.90 Sq	59.46 Sq	61.01 Sq	62.04 Sq	64.63 Sq



All information and content on this report are subject to applicable statutes and regulations, furnished "as is", without warranty of any kind, express or implied, including but not limited to implied warranties of merchantability, fitness for a particular purpose, or non-infringement. The contents of this report are protected by applicable copyright laws. No permission is granted to copy, distribute, modify, post or frame any text, graphics, or user interface design or logos.