

Phone: 713-677-0928
Toll Free: 877-797-5983
Fax: 713-490-3223

Email: Info@skytekimaging.com



REGULAR ROOF REPORT

Order/Claim Number:

Saturday, April 25, 2015

Client Information

Property Information


Customer Information:

Location Map : <http://goo.gl/SIXrTY>

Summary of Length - (Area and Pitch Table)

Total Area (Sqft)	7784	Pitched Planes (Sqft)	7784	Pitch Table (Pitch By Area) Area (SqFt)		
Primary Pitch	12:12	Flat Planes (Sqft)	0	Pitch/Slope	Area	
Ridges (ft)	97	Valleys (ft)	247	12:12	7784	
Hips (ft)	477	Rakes + Eaves (ft)	527	Total	7784	
Rakes (ft)	48	Step Flashing (ft)	64			
Eaves (ft)	480	Total Skylights	0			
Apron Flashing (ft)	16	Total Chimneys	1			
Notes: All Measurements are rounded up to the nearest Square foot/ Linear foot where appropriate.						





MAIN BUILDING (BREAK DOWN)

Total Area (Sqft)	5824
Ridges (ft)	93
Hips (ft)	355
Valleys (ft)	247
Rakes (ft)	48
Eaves (ft)	331
Rakes + Eaves (ft)	378
Apron Flashing (ft)	16
Step Flashing (ft)	64

GARAGE (BREAK DOWN)

Total Area (Sqft)	1960
Ridges (ft)	5
Hips (ft)	122
Valleys (ft)	0
Rakes (ft)	0
Eaves (ft)	149
Rakes + Eaves (ft)	149
Apron Flashing (ft)	0
Step Flashing (ft)	0


Notes




Oblique Photos




North Side View



South Side View

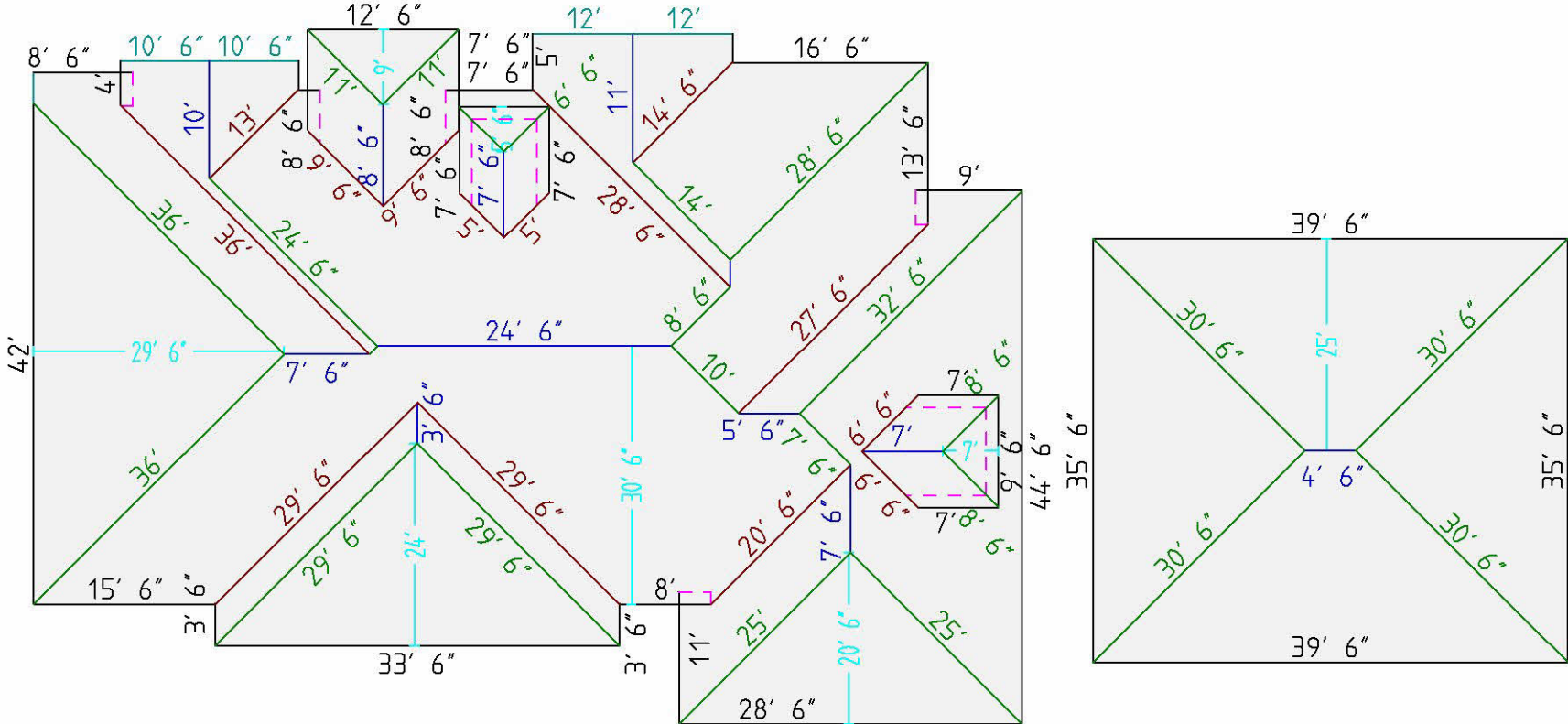


East Side View



West Side View

Length Diagram



Legend (Line Colours)

Eaves **Rakes** **Ridges** **Hips** **Valleys** **Apron Flashing** **Step Flashing**

Eaves **Rakes** **Ridges** **Hips** **Valleys** **Apron Flashing** **Step Flashing**

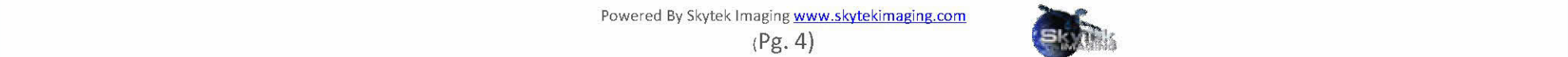
Eaves **Rakes** **Ridges** **Hips** **Valleys** **Apron Flashing** **Step Flashing**

Eaves **Rakes** **Ridges** **Hips** **Valleys** **Apron Flashing** **Step Flashing**

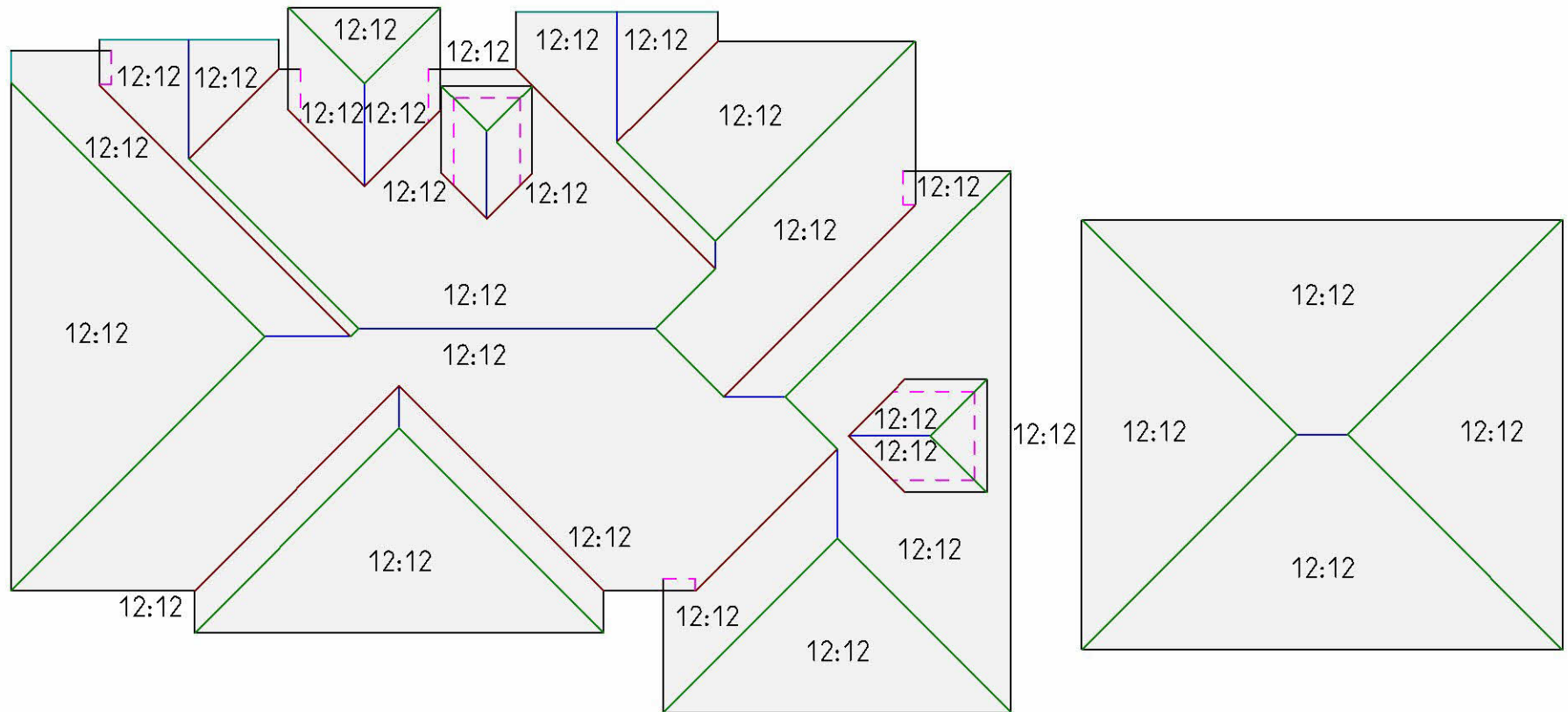
Eaves **Rakes** **Ridges** **Hips** **Valleys** **Apron Flashing** **Step Flashing**

Eaves **Rakes** **Ridges** **Hips** **Valleys** **Apron Flashing** **Step Flashing**

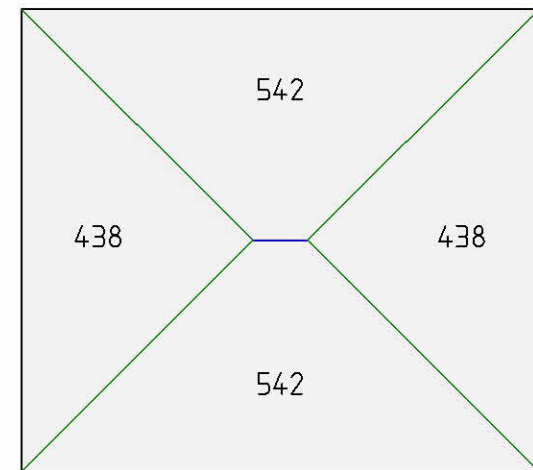
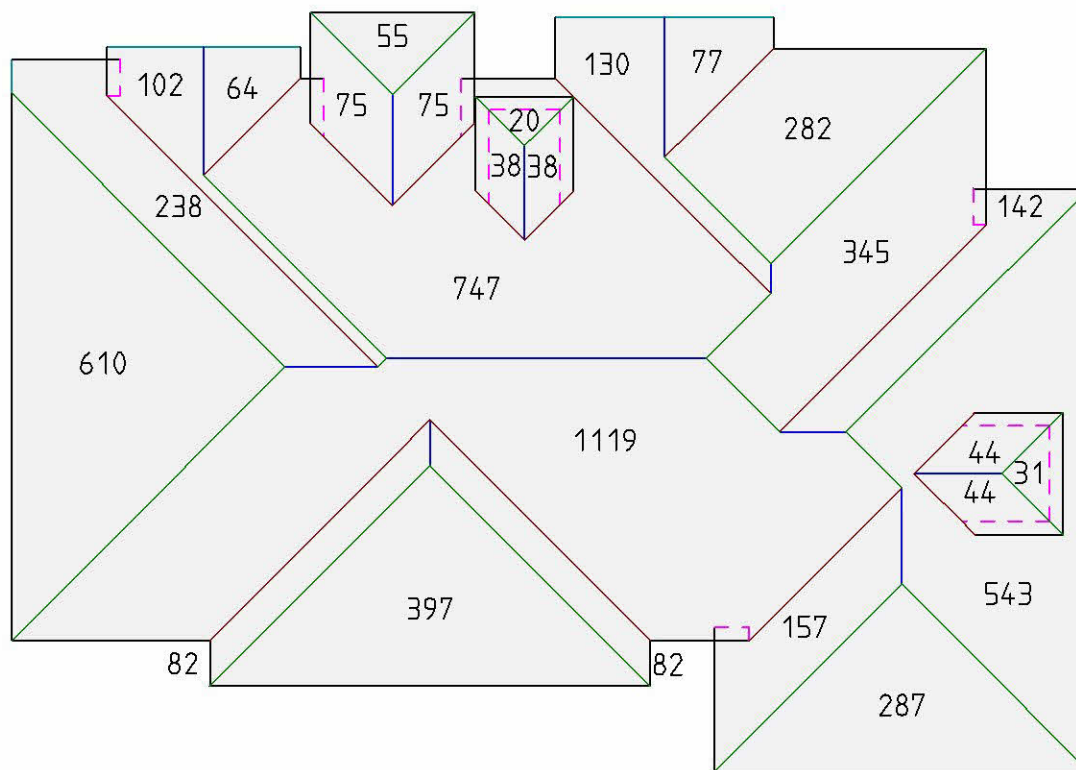
Eaves **Rakes** **Ridges** **Hips** **Valleys** **Apron Flashing** **Step Flashing**



Roof Pitch Diagram



Roof Area Diagram



Waste Calculations

Waste Factor Calculation for 7784 SqFt (77.84) Sq (SqFt) =Square Feet, (Sq) = Squares

5%	10%	12%	15%	18%	20%	25%
8173 SqFt	8562 SqFt	8718 SqFt	8951 SqFt	9185 SqFt	9340 SqFt	9730 SqFt
81.73 Sq	85.62 Sq	87.18 Sq	89.51 Sq	91.85 Sq	93.40 Sq	97.30 Sq



All information and content on this report are subject to applicable statutes and regulations, furnished "as is", without warranty of any kind, express or implied, including but not limited to implied warranties of merchant ability, fitness for a particular purpose, or non-infringement. The contents of this report are protected by applicable copyright laws. No permission is granted to copy, distribute, modify, post or frame any text, graphics, or user interface design or logos. Skytek Imaging is NOT responsible for inaccurate measurements due to faulty 3rd party data or information including human error and therefore we recommend that anyone using these measurements verify a few sides of the roofing report before making a material purchase or offering a bid. The Copyrighted Materials are provided to you "as is," and you agree to use it at your own risk.

